

CENTRAL AREA COMMITTEE

ALEXANDRA | ST MARGARET'S | WESTGATE



POPULATION BY WARD

ALEXANDRA = **10928**
ST MARGARET'S = **8185**
WESTGATE = **10945**



POPULATION

Female population
14357
Male population
15701

TOTAL
30058



ETHNICITY

White = **23449**
Mixed/Multiple ethnic groups = **1109**
Black African/Caribbean/Black British = **786**
Asian/Asian British = **1801**
Other ethnic groups = **369**

HOUSEHOLDS IN FUEL POVERTY

ALEXANDRA = **511**
ST MARGARET'S = **363**
WESTGATE = **594**

TOTAL
1468



HOUSING TENURE MIX

PRIVATE RENTED = **2698**
SOCIAL RENTED = **3380**
OWNED = **5998**
SHARED OWNERSHIP = **56**
LIVING RENT FREE = **132**



The domains are:

Income • Employment • Education • Skills and Training
Health and Disability • Crime • Barriers to Housing
Services • Living Environment

Each domain is given a weighting and is based on a basket of indicators.

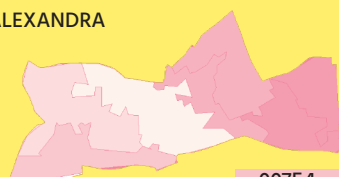
DEPRIVATION BY WARD

The Index of Multiple Deprivation (IMD) combines information from seven domains to produce an overall relative measure of deprivation.

1 = Most deprived

10 = Least deprived

ALEXANDRA



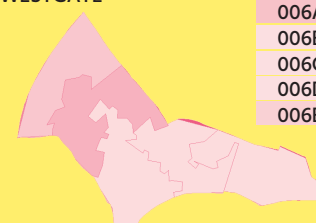
007A 5	007E 4
007C 4	007F 3
007D 5	007G 2
	007H 1

ST MARGARET'S



005A 7
005B 9
005C 8
005D 3
005E 9

WESTGATE



006A 4
006B 2
006C 2
006D 2
006E 3

CENTRAL AREA COMMITTEE

ALEXANDRA | ST MARGARET'S | WESTGATE

LANGUAGES SPOKEN

English/Welsh = **22646**
Other European Language = **1723**
South Asian language = **554**
Portuguese = **375**
East Asian Language = **219**
Turkish = **47**

EDUCATION

highest level of qualification

NO QUALIFICATIONS (GCSE)
4192 (19.10%)


OTHER QUALIFICATION (GCSE)
1810 (8.25%)

LEVEL 1 QUALIFICATION
(GCSE grades A-C or equivalent)
3027 (13.79%)

LEVEL 2 QUALIFICATION
(GCE A level or equivalent)
3517 (16.03%)

LEVEL 3 QUALIFICATION
(Higher education below degree level)
2815 (12.83%)

LEVEL 4 QUALIFICATION OR ABOVE
(Degree or equivalent and above)
6584 (30%)



HEALTH


Very bad health
303 (1.10%)

Bad health
944 (3.43%)

Fair health
3215 (11.68%)

Good health
9857 (35.83%)

Very good health
13195 (47.96%)



EMPLOYMENT

TOTAL

includes full-time, part-time and self-employed

**TOTAL IN
EMPLOYMENT**
13624
65.37%

Employee - Full Time = **9076 (43.55%)**

Employee - Part Time = **2939 (14.10%)**

Employee- Self-employed = **1609 (7.72%)**

Unemployed = **1405 (6.74%)**

Full-time Student = **842 (4.04%)**

Economically Inactive = **4970 (23.85%)**

CRIME

Total crime cases = **6398**

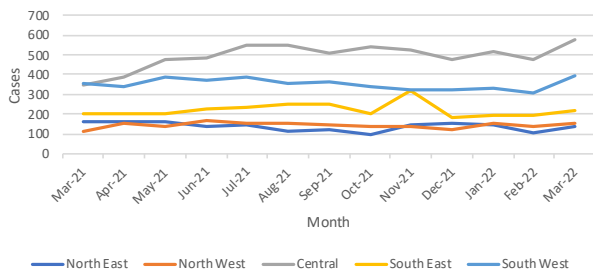
Anti-social behaviour = **1108**

DRL Finds = **315**

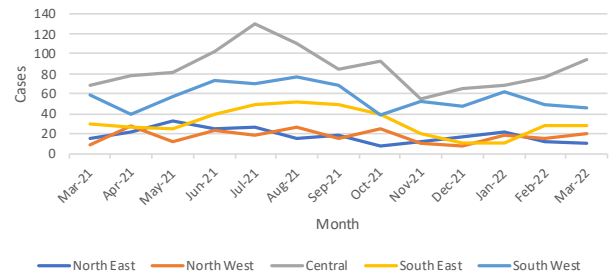
**MARCH 2021
TO
MARCH 2022**



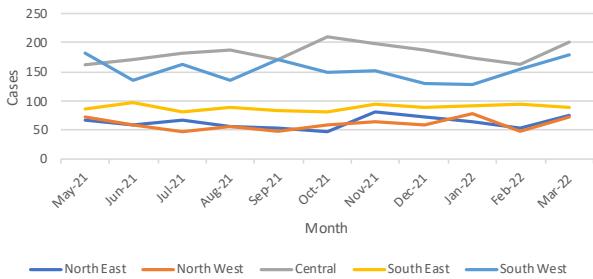
Total Police Crime Cases



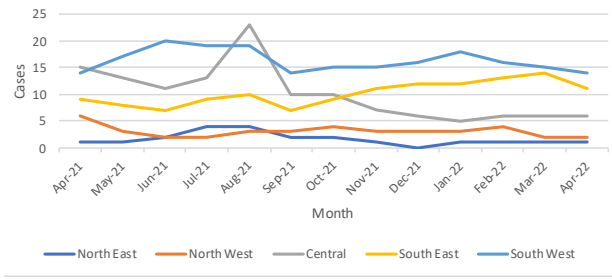
Police ASB Cases



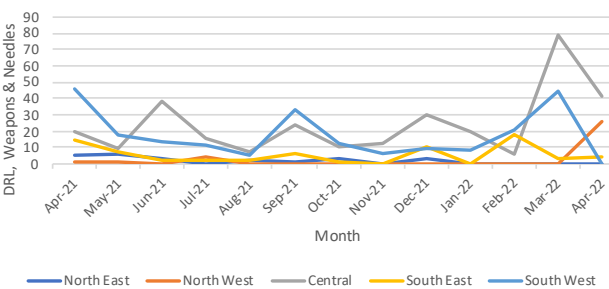
Police Violence and Sexual Offences Cases



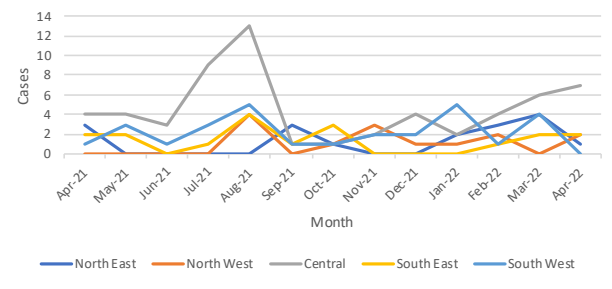
Tenancy ASB Open Cases



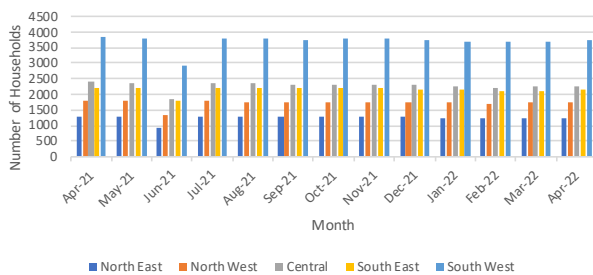
DRL, Weapons & Needles



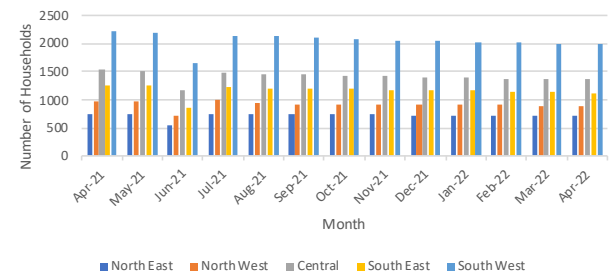
Community Safety ASB Cases



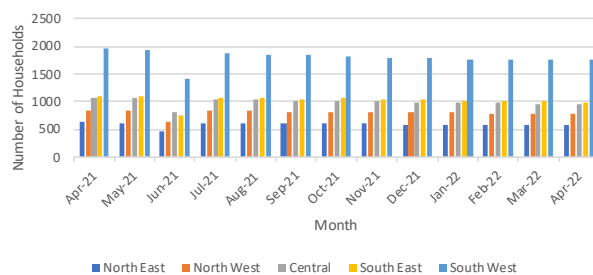
Households Receiving Council Tax Reduction



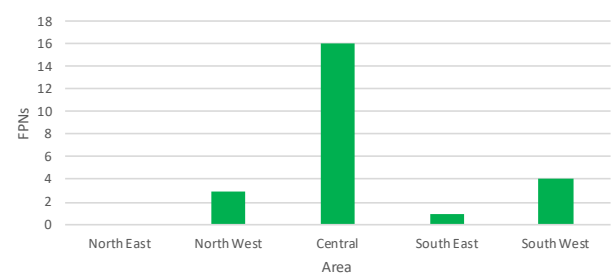
Households Receiving Housing Benefits



Households Receiving HB and CTR



Waste FPNs Issued April 2021 - April 2022



COMMUNITY PROJECTS/ ORGANISATIONS FUNDED IN 2021-22

